

Annual State of the Catholic School Report 2016-2017

Monsignor Thomas Ginty, Pastor

Mrs. Helen Treacy, Principal

Mrs. Crystal Collins, School Board Chair



Annual State of the Catholic School Report 2016-2017

Our Mission

Saint Matthew School guides students' minds,
hearts and souls to live as Jesus did. In the
tradition of the Sisters,
Servants of the Immaculate Heart of Mary,
we encourage students to be people of faith,
critical thinkers and lifelong learners.



Annual State of the Catholic School Report 2016-2017

St. Matthew School Legacy

Founded in 1961 under the advisement
of Father Raymond Mulcahy
and the Sisters, Servants of the Immaculate Heart of Mary
(Grades 1-4)



Annual State of the Catholic School Report 2016-2017

St. Matthew School Historical Highlights

1986 First Accreditation by New England Association of Schools and College

1996 Pre-School and Kindergarten

2006-2007 Addition of Library

2007 Electronic grade books and lesson plans

2008 First Hoffman Grant awarded (Laptops and carts)

2012 Second Hoffman Grant awarded (IPad Learning Lab)



Annual State of the Catholic School Report 2016-2017

St. Matthew School Historical Highlights

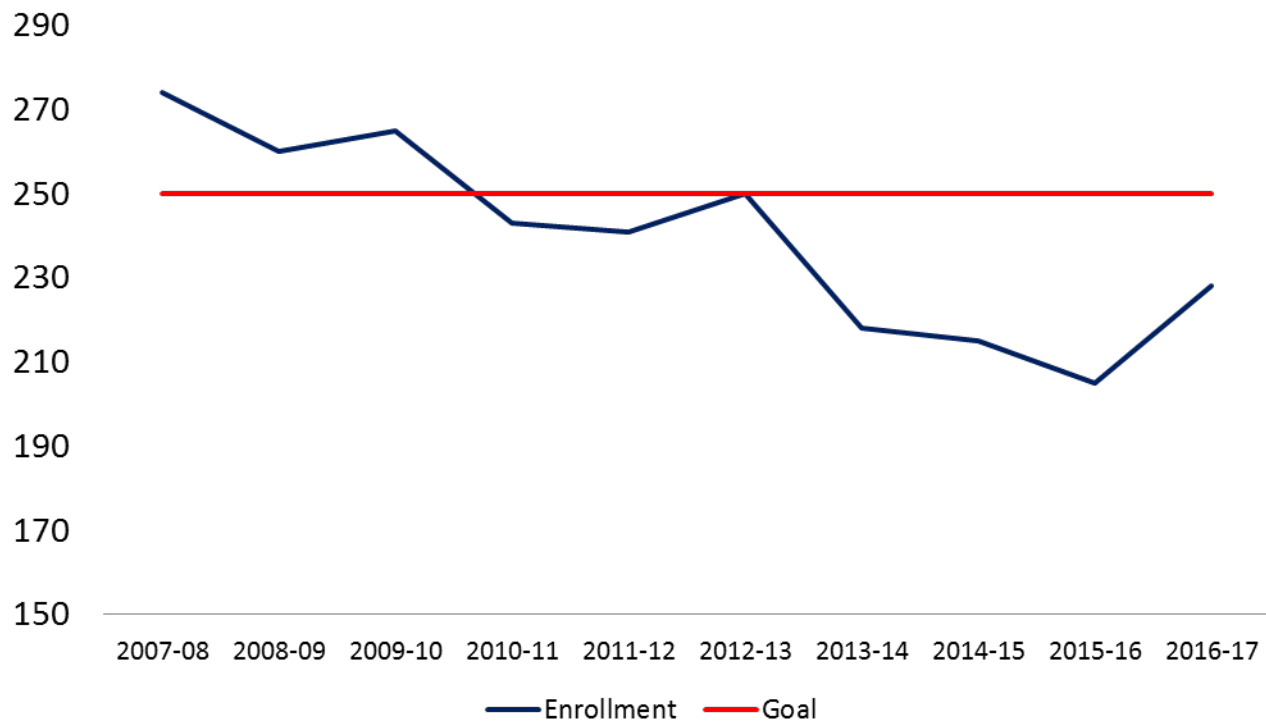
2016-2017 20 Chromebooks purchased through Title funds

2016-2017 Google Education brought to SMS



Annual State of the Catholic School Report 2016-2017

SMS Enrollment



Annual State of the Catholic School Report 2016-2017

	2010-11	2011-12	2012-13	2013-14	2014-15	2015-16	2016-17	AVG
PK	24	31	27	26	30	27	27	27.4
K	30	32	24	18	17	20	18	22.7
1	30	26	25	18	20	18	23	22.9
2	26	28	24	23	17	20	19	22.4
3	27	26	29	19	24	15	20	22.9
4	28	25	27	26	21	22	19	24.0
5	24	27	22	23	24	23	26	24.1
6	21	24	28	17	22	22	25	22.7
7	16	20	23	26	15	21	27	21.1
8	15	16	19	22	27	17	24	20.0
TOTAL	241	255	248	218	217	205	228	230.3



Annual State of the Catholic School Report 2016-2017

Top 6 Cities/ Town Demographics

List various Cities/Towns where students reside	Population 2010	Population 2015
Farmington	4	2
Bristol	199	173
Plainville	11	6
Southington	1	4
New Britain	2	7
Burlington	7	6



Annual State of the Catholic School Report 2016-2017

Initiatives to increase enrollment (focus on early grades)

- Open House
- Shadow Days (recent successes)
- Pre-Kindergarten Library exposure
- Family speakers at local churches
- Chamber events
- Facebook
- Local papers (Bristol Press and Bristol Observer)
- Lawn signs
- “Word of Mouth” ~ Best
- Re-vamping of website 2017-2018
- Tuition assistance from Archbishop’s Annual Appeal and other



Annual State of the Catholic School Report 2016-2017

Areas to focus on for the 2017-2018 School year

Build the Pre-K Program to transition into Kindergarten and then retain

Providing more professional development in the areas of Differentiated Instruction and technology

Building your own Faith Profile...Walk of Life!



Annual State of the Catholic School Report 2016-2017

In addition to the High Archdiocesan Curriculum Standards, here are some extracurricular opportunities for Grades K-8:

Student Council

Tutoring/After-school Help

Cantors for our School Masses/ Junior Choir and Junior Bell Choir

Band/Jazz Band

Sports: soccer, basketball, baseball and softball....future volleyball/lacrosse?

GAP

Junior National Honor Society (researching for 2017-2018)



Annual State of the Catholic School Report 2016-2017

Special Programming Offered at St. Mathew School

Mad Science

World Language for grades PreK-8th Grade...future Spanish Club

Ski Club

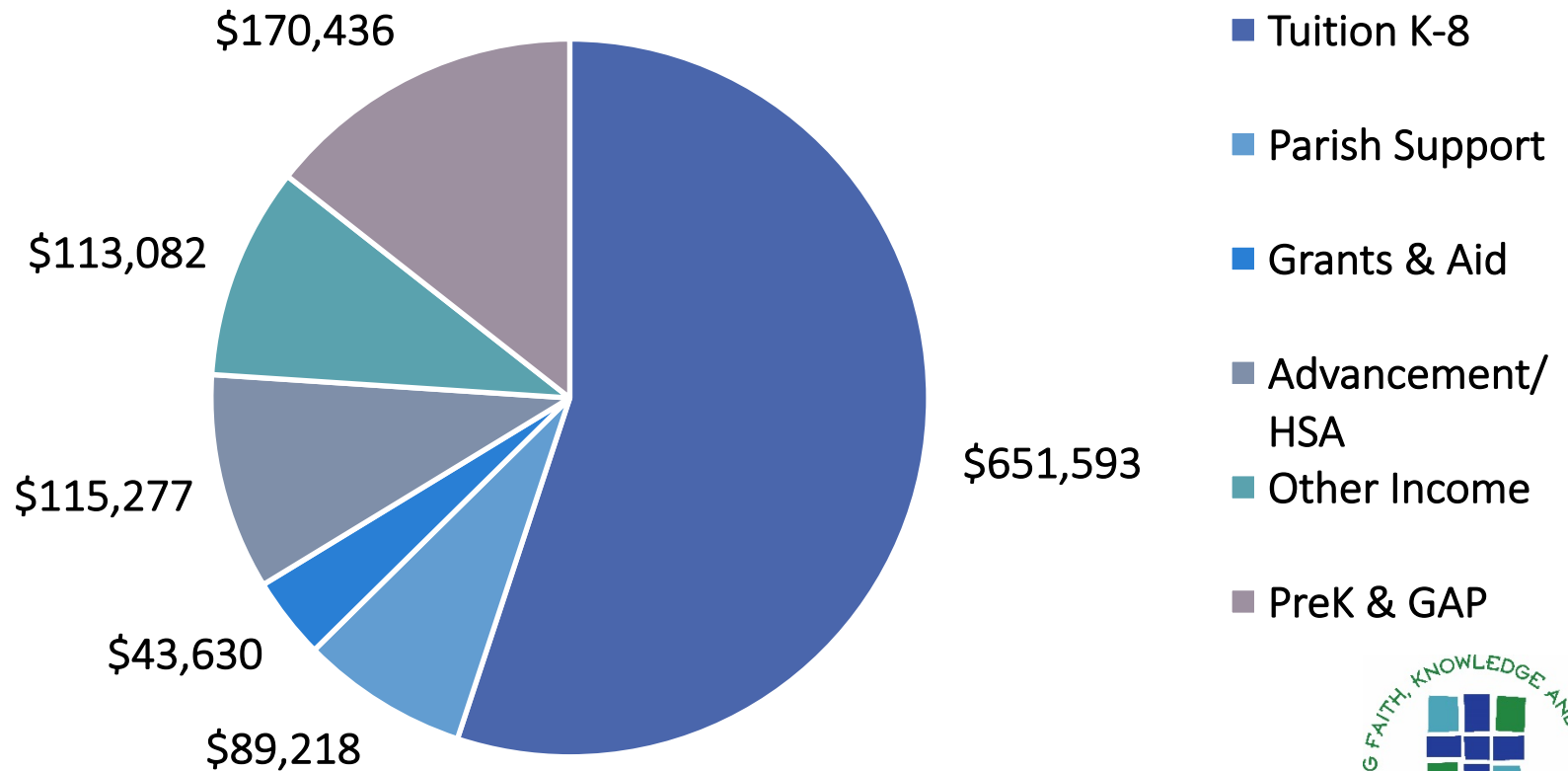
Ct Coders

ALL (Academic Learning Lab)

Science Lab



Financial Breakdown 2015 - 2016 INCOME



Annual State of the Catholic School Report 2016-2017

Financials

<i>Archdiocese of Hartford Support</i>	<i>Dollar Amount</i>
Archbishop's Annual	\$10,000
CSSP – Catholic School Support	\$15,000
Grants (FACS, HOPES, etc)	\$16,000
Other	~\$3500



Annual State of the Catholic School Report 2016-2017

Financials

	2013	2014	2015	2016
Parish Subsidy – last three years	136,020	88,055	88,497	90,000
Delinquent Tuition	14,410	14,819	37,248*	
Tuition Collection Rate	98.0%	98.0%	95.1%	



Annual State of the Catholic School Report 2016-2017

Initiatives to Increase Income

Golf Tournament

Raffle

Auction

Alumni Appeal Letter

Matching grant from business

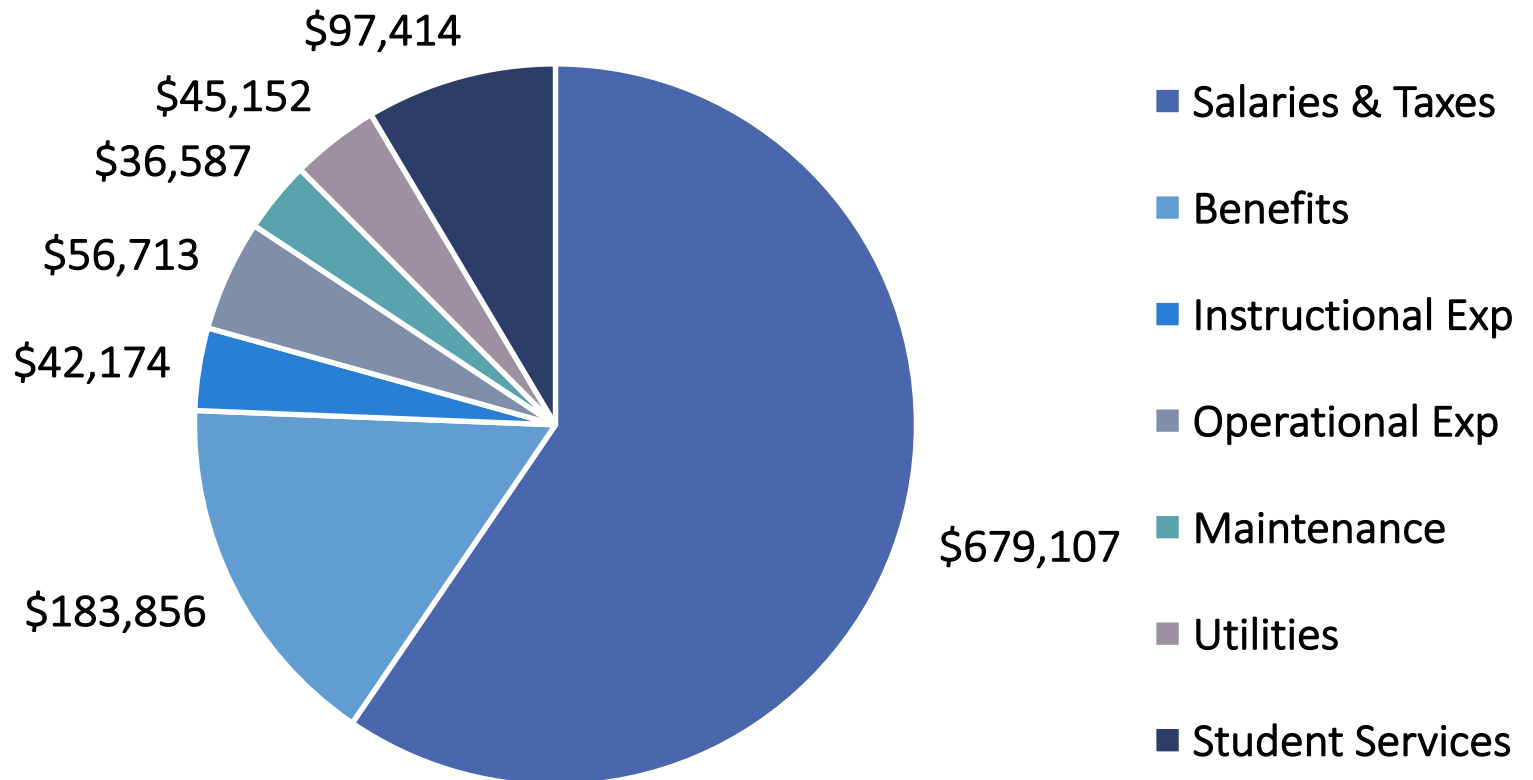
Fundraising throughout the year :

(Mad Hatter, Yankee Candle, Munson, Pierogis, etc....)



Financial Breakdown

2015 - 2016 EXPENSES



Annual State of the Catholic School Report 2016-2017

Average K – 8 Per Pupil SMS Cost

Grade	2013	2014	2015	2016-17
K-8	\$4791	\$4643	\$4986	\$4776



Annual State of the Catholic School Report 2016-2017

Bristol Catholic Elementary Schools 2017 – 2018 Tuition

KINDERGARTEN – 8 TH GRADE*	
2017 – 2018 Tuition	PARISHIONERS AND CATHOLIC NON-PARISHIONERS
Number of Students in Family	Tuition per Family
1	\$4,100
2	\$7,675
3	\$10,925
4	\$14,025
* Rate is same for each grade K - 8	



Annual State of the Catholic School Report 2016-2017

Average Per Pupil Cost in Archdiocese of Hartford

\$7,685

Average Per Pupil Cost in Connecticut

\$16,249

Average Per Pupil Cost in our Nation

\$12,608

Savings to the State for educating children and youth in the

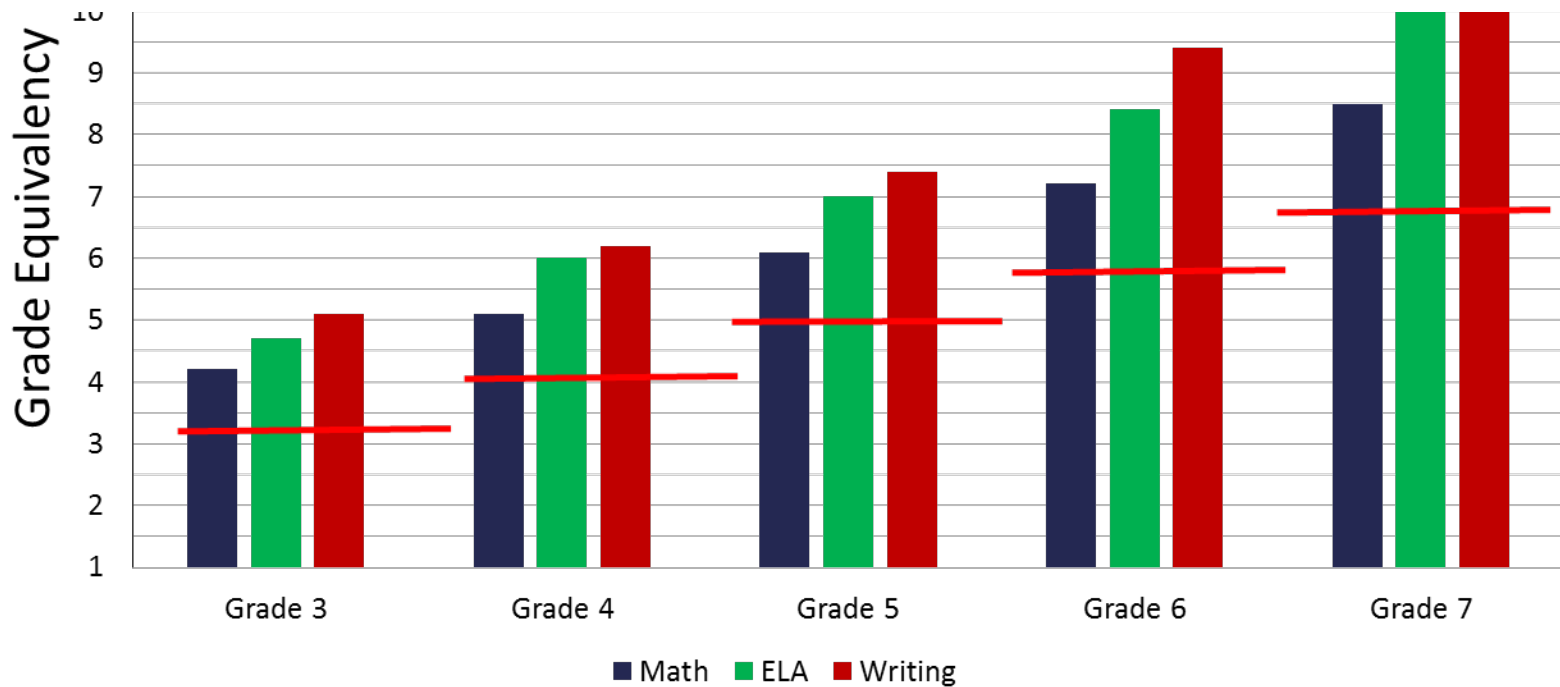
Archdiocese of Hartford

\$205,029,882



Annual State of the Catholic School Report 2016-2017

Current IOWA Test Results



Annual State of the Catholic School Report 2016-2017



Kindness
Family



Gratitude



Annual State of the Catholic School Report 2016-2017



Teamwork

Faith

Respect



Annual State of the Catholic School Report 2016-2017

St. Matthew School's Value Statement

*We embrace our commitment to
faith and family by working together to promote
and instill attitudes
of respect, kindness and gratitude*



Annual State of the Catholic School Report 2016-2017

Summary

COMMENTS/QUESTIONS

Thank you and God bless

